

Elara II Fixed Frame 92" 16:9

Product Model: EV-F2-92-1.4

Scale 1:1	Page 1 of 2
-----------	-------------

5 4 3 2 1

5

4

3

2

1

C

C


B

B


A

A

White Fabric Front

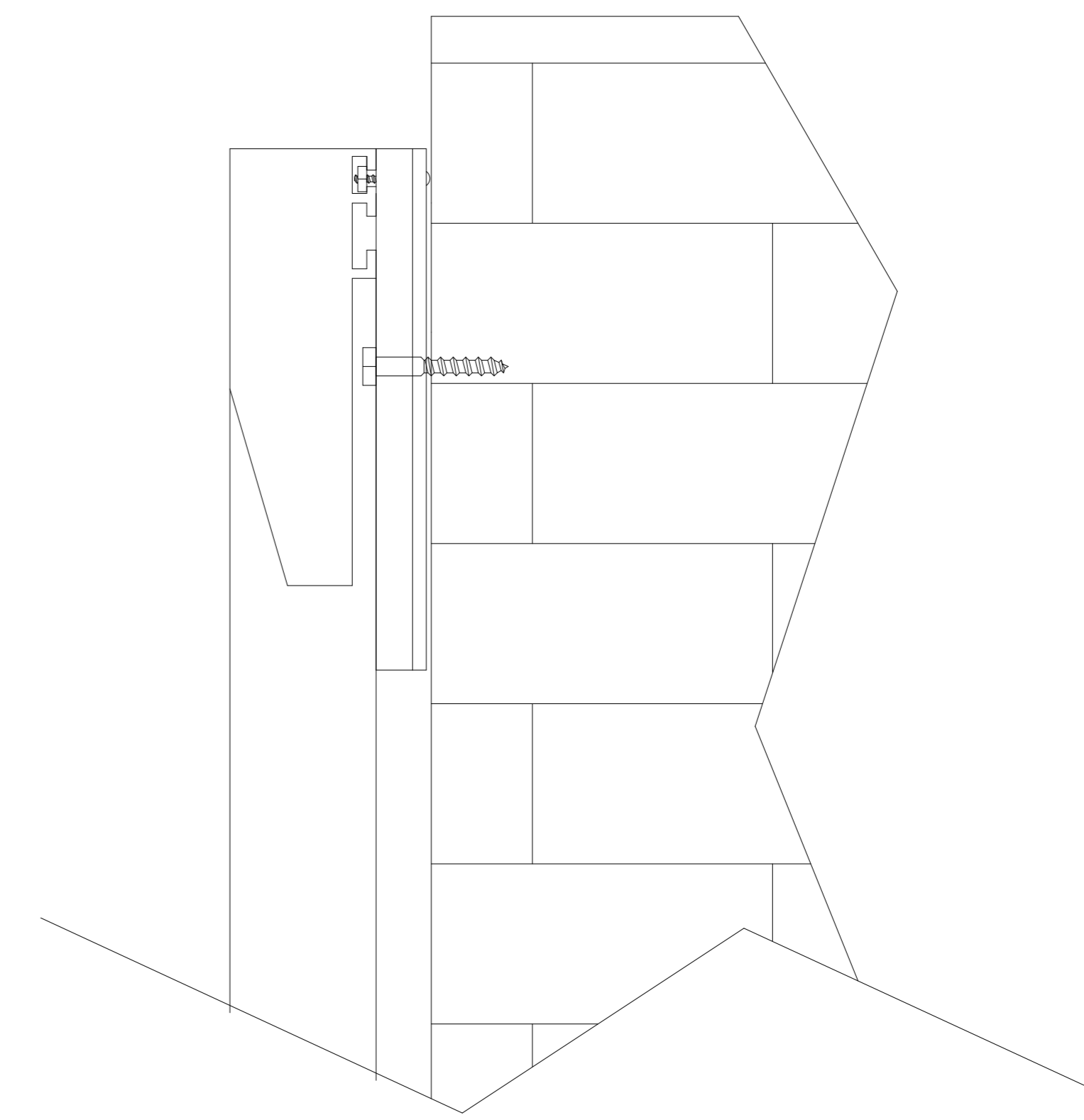


Mounting Bracket



Black Backing

Mounting Diagram



ELUNEVISION

Elara II Fixed Frame 92" 16:9

Product Model: EV-F2-92-1.4

not to scale

Page 2 of 2

5

4

3

2

1