

Title: Luna 123" 16:10

Product model: EV-E-123-16:10-1.2

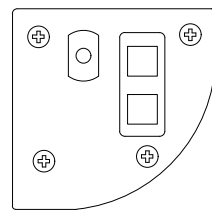
Scale: 1:10

Page 1 of 2

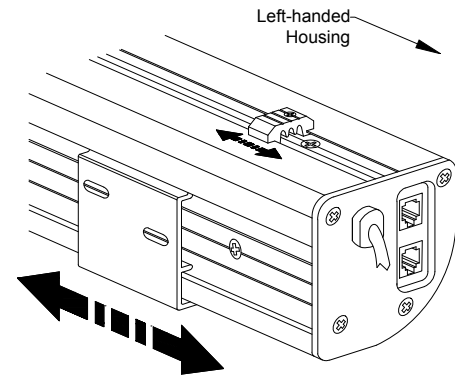
Left Housing View

Housing Height 3 3/8"

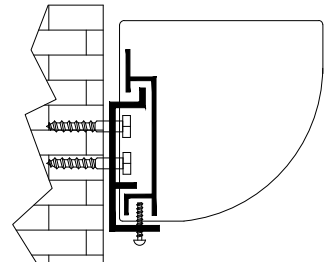
Housing Depth 3 1/4"



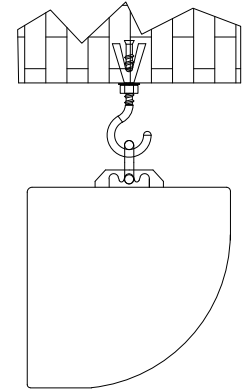
Left Side Detail



Mounting Diagrams



Wall Mounting



Ceiling Mounting



Title: Luna 123" 16:10

Product model: EV-E-123-16:10-1.2

Scale: 1:1

Page 2 of 2