

Title: Elara Fixed Frame 135" 16:9	
Product Model: EV-F-135-1.2	
Scale 1:1	Page 1 of 2

5 4 3 2 1

5

4

3

2

1

C

C

B

B

A

A

5


4

3


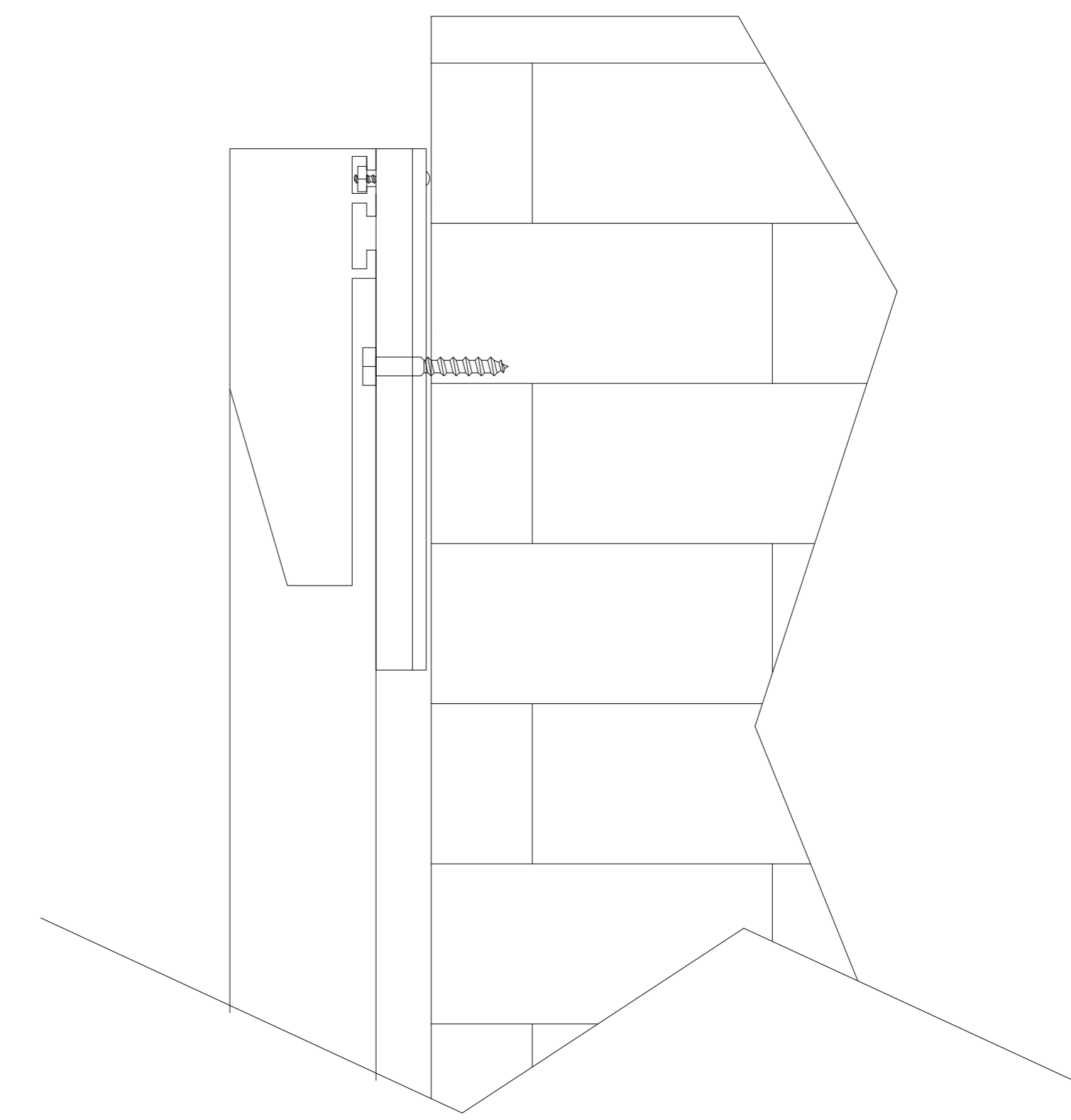
2

1

### Mounting Bracket




### Mounting Diagram



White Fabric Front

*Front*



Black Backing

*Back*



Title: Elara Fixed Frame 135"  
16:9

Product Model: EV-F-135-1.2

not to scale

Page 2 of 2