

5

4

3

2

1

50"

C

C

Width with Frame

Frame Thickness

$98 \frac{3}{4}$ "

$1 \frac{1}{4}$ "

Viewable Width

Height with Frame

Viewable Height

Viewable Size

$58 \frac{1}{4}$ "

$51 \frac{3}{4}$ "

106"

B

B

Border Size

$3 \frac{1}{4}$ "

A

A

5

4

3

2

1



Elara II Fixed Frame 106" 16:9

Product Model: EV-F2-106-1.4

Scale 1:1

Page 1 of 2

5

4

3

2

1

C

C

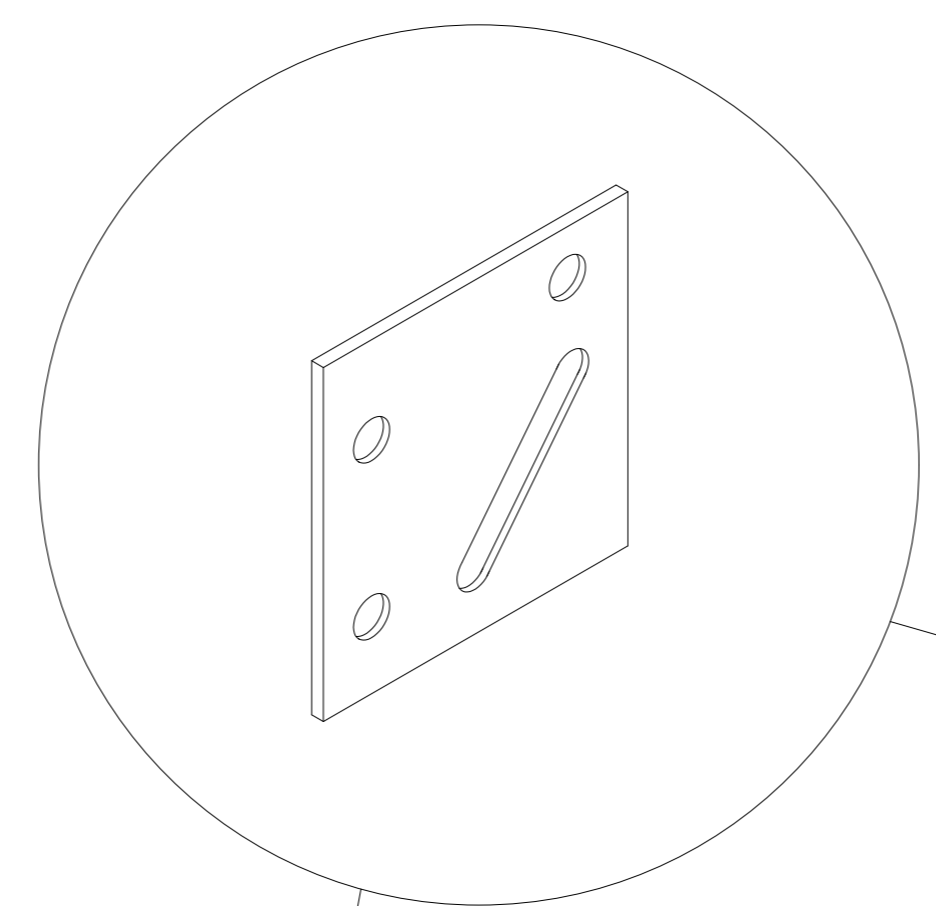
B

B


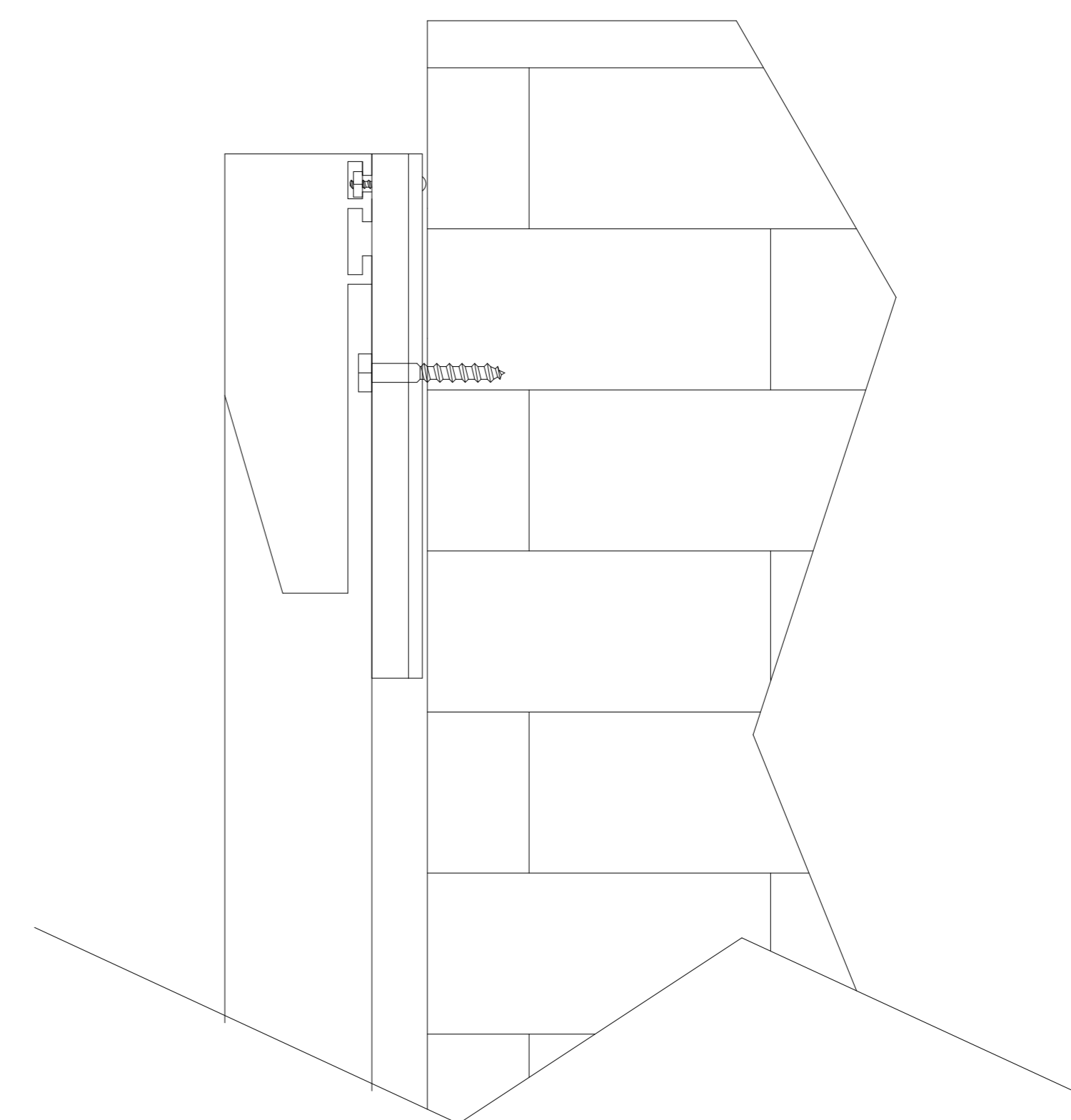
A

A

### Mounting Bracket




### Mounting Diagram



White Fabric Front

*Front*



Black Backing

*Back*



Elara II Fixed Frame 106" 16:9

Product Model: EV-F2-106-1.4

not to scale

Page 2 of 2

5

4

3

2

1